


DMP-1000

Imaging and Measurement Software

- **Support Digital Camera or Frame Grabber for Live Display, Measurement and Annotation**
- **Image Processing and Comparison**
- **Handle Large Size of color or monochrome Images**
- **Save Images with Annotation in many popular formats**
- **Automatic Sub-pixel Edge Detection**
- **High Precision Measurement**
- **Flexible Data Formatting**
- **Real Time Data to Spreadsheet**
- **Direct DRO Measurement**
- **Built In Comparison Patterns.**



The DMP-1000 is designed as a software accessory for your video systems. The software provides functions for your daily usage, such as image documentation, image annotation, measurement and visual inspection. The software is very easy to use and provides a low cost solution to improve your productivity.

The software can acquire and display live images from different interfaces, such as frame grabber, FireWire (IEEE 1394), CameraLink and USB2. It also can acquire images from DirectShow, files and clipboard. The software reads and writes images in many file formats and handles standard size to large size of images. You can view, analyze, process or measure the image. You can compare archived images to a live image or other archived images in split screen, overlay and blink modes facilitating rapid comparison between a “known standard” and an image to be inspected. Then you can save, print or output image, or image with graphical results or annotation.

The software uses advanced edge-detection technology and gives you sub-pixel accuracy for your measurement. If the edge detection is enabled, you do not need to select a point exactly on the edge. The software will automatically search the edge for you and will deliver fast, reliable and repeatable measurement results. The measurement points and results can be shown on the image as annotation. You can format measurement results and send them to spreadsheet in real-time. The calibration is simple, easy and automatic.

The software works with 32 bit / 64 bit Windows 7. It takes advantage of the latest operating systems, and provides a familiar, graphical environment. It is used for product inspection, quality control, training, class room or laboratory applications.



ZView, Inc.
15640 Graham Street
Huntington Beach, CA 92649
USA

Tel: (714) 892-7481
Fax: (714) 892-7451
Email: info@zview.com
Web: www.zview.com

Images

Source

- Frame Grabber
- FireWire
- CameraLink
- USB2
- DSirectShow
- File

Capture

- Image
- Image with annotation
- Screen

View

- Pixel
- Zoom In
- Zoom Out
- 1:1
- Full Screen

Processing

- Histogram
- Grayscale
- Color Correction
- Filters
- Effects
- Sizing
- Image Process-

Comparison

- Overlay
- Subtract

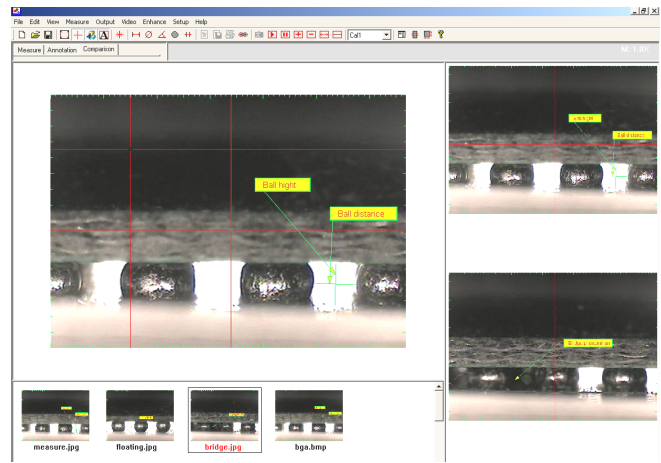
Format

- .BMP
- .JPG
- .TIF
- .PCX
- .PNG
- .PCT
- .FPX


Annotation



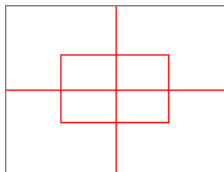
- Color
- Line Width
- Delete
- Edit
- Text
- Line
- Arrow Line
- Circle
- Filled Circle
- Rectangle
- Filled Rectangle
- Ellipse
- Filled Ellipse
- Polygon
- Filled Polygon
- Curve



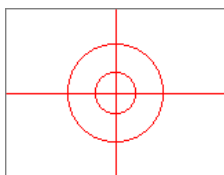
Measurement Template



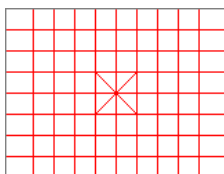
A movable crosshair




A sizable and movable rectangle with tolerance zone



Two sizable and movable circles



A sizable and movable grid



Two sizable and rotatable lines with tolerance zone

Image database and comparison

N	Name	Measure	Actual
1	Dist1	L Dist	0.1631
2	Dist2	L Dist	0.1640
3	Dist3	L Dist	0.1601
4	Dist4	L Dist	0.1670
5	Dist5	L Dist	0.1651
6	Dist6	L Dist	0.1660

N	Measure	Average	Min	Max	Range	Sigma
1	L Dist	0.1642	0.1601	0.1670	0.0069	0.0025

Measurement results

Measurement

Calibration

- Two Points
- Rectangle
- Square
- Circle

Measure

- Line
- Distance
- Circle
- Angle
- Area
- Width
- Length

Results

- Formatting
- Print
- Save
- Real-time to Spreadsheet